


# Monday's Phonics-18<sup>th</sup> Jan 2021



What to send on  ClassDojo  
from today's lesson:

your child completing the 'jumbled words' p.11-12.:



Sky Write: z Zip zap zip.  
listen: YouTube: Jolly phonics Z




Did you ever hear  
a bee buzz,  
a bee buzz,  
a bee buzz?  
Did you ever hear a bee buzz,  
"/zzz/!", like this?

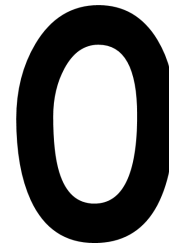


**Action**  
Pretend to be a bee, with  
elbows in, and hands  
flapping, saying  
zzzzzzzzzzzzzzzzzz.

All these words begin with Z. Can you tell me what you see?




zip



zero




zebra



zigzag

Sort the pictures by which sound they start with (3 are odd ones out)



Say the word, say the initial sound, do the action




and write the sound.



\_\_\_\_\_

\_\_\_\_\_

\_\_\_\_\_



1. Can you point at our new sound (Z)? 2. Robot talk each words to read them. 3. Connect words to pictures. Which one is an alien word? (no meaning) gaz >> alien word

zig zag gaz



1. Can you point at our new sound (Z)? 2. Robot talk each words to read them. 3. Connect words to pictures. Which one is an alien word? (no meaning) e z j >> alien word

zip zap e z j



Reading 'tricky words'

I no to the

a is go and

How many words? Where are the finger spaces? Can you find our new sound 'Z'?

Read each word, then read the whole sentence from the beginning. Robot talk: zap, dog

Zap the cat.



Zap the cat to remove fleas and ticks.



How many words? Where are the finger spaces? Can you find our new sound 'Z'?

Read each word, then read the whole sentence from the beginning. Robot talk: Zak, man

Is Zak a man?



Say and segment the word 'zap' using robot talk. Can the children find the letters needed and put them in the correct order? Children to read the word they made and check if it says 'zap'.

**Parents:** make a grid like this below, write the letters on cards and let the children explore the options.

--	--	--



b a z u p

Say and segment the word 'zip' using robot talk. Can the children find the letters needed and put them in the correct order? Children to read the word they made and check if it says 'zip'.


**Parents:** make a grid like this below, write the letters on cards and let the children explore the options.






















--	--	--



g e z i p

1. Say the word (zip). 2. Segment it using robot talk (z-i-p). 3. Look up sound on mat. 4. Write the word.



s 	a 	t 	p 	i 	n 	m 	d 
g 	o 	c 	k 	h 	b 	e 	r 
f 	u 	l 	w 	j 	x 	y 	z 
v 							

**Extra activity if you need more practice**

Using 2 scarves, make the letter Z on the carpet.

Child to stand at the top end.

Call out a word (zip, nip, buzz, fizz, fuss, zebra, zero, Jack, Zak,  
zoom, bus, zigzag, zoo)

If the word has the Z sound in it, then your child needs to walk along  
the scarf Z.

to make it harder:

before saying the words, tell your child that they need to  
walk or hop or crawl or tiptoe if they hear the sound Z.





## Attachments

---

MOfficePNG.png

MOfficePNG(3222).png