

Wednesday's Phonics 20th Jan 2021



What to put on  ClassDojo
from today's lesson: p.13.

Make this grid with different sounds: -ess, -iss, -oss

		o	ss			e	ss
		i	ss				

Let your child experiment with putting different sounds into the empty boxes to make 4 or 3 sound words

How many different words can he/she make?

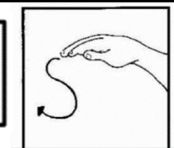
f b z p i g m
l d r h c

Sky Write: ss Slither down the snake x 2

listen: YouTube: Jolly phonics S

This is a **digraph**: 2 letters make 1 sound!

The snake is in the grass.
The snake is in the grass.
/sss/! /sss/!
The snake is in the grass.




All these words have **SS** in them. Can you tell me what you see? Where do you hear the SS in these words?



boss



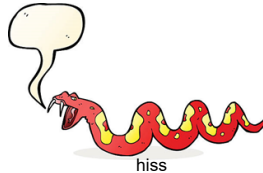
floss



dress




miss



hiss

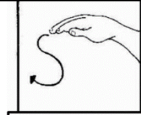
Sort the pictures by which sound you can hear in them. (2 are odd ones out)

SS




ZZ

Say the word, say the final sound, do the action




and write the sound.






1. Can you point at our new sound (ss)? 2. Robot talk each words to read them. 3. Connect words to pictures. Which one is an alien word? (no meaning) riss >> alien word

boss riss hiss



1. Can you point at our new sound (ss)? 2. Robot talk each words to read them. 3. Connect words to pictures. Which one is an alien word? (no meaning) ress >> alien word

ress dress press



Reading 'tricky words' - Phase 3.

he she we

me be

How many words? Where are the finger spaces? Can you find our new sound 'ss'?
 Read each word, then read the whole sentence from the beginning. Robot talk: can, cat, hiss

Miss, can a cat hiss?



How many words? Where are the finger spaces? Can you find our new sound 'ss'?
 Read each word, then read the whole sentence from the beginning. Robot talk:




























He is the boss.



1. Say the word (floss). 2. Segment it using robot talk (f-l-o-ss) 3. Look up sounds on the mat. 4. Write the word.





s 	a 	t 	p 	i 	n 	m 	d 	v 	ss 
g 	o 	c 	k 	h 	b 	e 	r 	zz 	
f 	u 	l 	w 	j 	x 	y 	z 		

What to put on ClassDojo

Make this grid with different sounds: -ess, -iss, -oss

		o	ss
		e	ss

		i	ss
--	--	----------	-----------

Let your child experiment with putting different sounds into the empty boxes to make 4 or 3 sound words

How many different words can he/she make?

f b z p i g m
l d r h c

Attachments

MOfficePNG.png

MOfficePNG(3222).png