

Thursday's Phonics - 21st Jan 2021

What to put on  ClassDojo
from today's lesson: see p.13.

****Jumbled sentences****

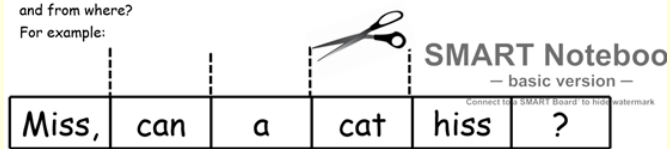
Write the sentences from today's lesson on a strip of paper- 1 at a time. Cut it up, mix, turn upside down.

Your child turns each card up and read the words, then he/she puts them in order.



To make it easier: Write the sentence on a different sheet, then let your child match the cards to the words.




To make it harder: Child to close her/his eyes. Remove a card. Open eyes. Which one is missing and from where?





For example:






























Can you find the word that does not rhyme with the other 3 in the line? (1-cat, 2-slug, 3-dog)




jug 	cat 	rug 	slug 
--	--	--	---

slug 	hen 	pen 	ten 10
---	--	--	------------------

cat 	rat 	dog 	mat 
--	--	--	--

s 	a 	t 	p 	i 	n 	m 	d 
g 	o 	c 	k 	h 	b 	e 	r 
f 	u 	l 	w 	j 	x 	y 	z 

x 	y 	z 
	<p><i>"Down the arm an leg and repeat the other side."</i></p>	<p><i>Down a horn, up a horn and under his head</i></p>

<p>V</p>  <p>"Down a wind, up a wing."</p>	<p>ZZ</p> 	<p>SS</p> 
--	--	--

Reading 'tricky words' - Phase 3.

he she we

me be into

Reading 'alien' (=nonsense) words (Robot talk each sound, then blend it into a word)

kozz riss ezj



1. Robot talk each words to read them. 2. Connect words to pictures. 3. Say a sentence with each word.

zip zap fizz



1. Robot talk each words to read them. 2. Connect words to pictures. 3. Say a sentence with each word.

buzz less moss



How many words? Where are the finger spaces?

Read each word, then read the whole sentence from the beginning. Robot talk: zap, cat

Zap the cat.



Zap the cat to remove fleas and ticks.



How many words? Where are the finger spaces?

Read each word, then read the whole sentence from the beginning. Robot talk: can, cat, hiss


Miss, can a cat hiss?



How many words? Where are the finger spaces?

Read each word, then read the whole sentence from the beginning. Robot talk: get, jazz, band

Get me into the jazz band.



What to put on  ClassDojo
from today's lesson:

****Jumbled sentences****

Write the sentences from today's lesson on a strip of paper- 1 at a time. Cut it up, mix, turn upside down.

Your child turns each card up and read the words, then he/she puts them in order.

To make it easier: Write the sentence on a different sheet, then let your child match the cards to the words.

To make it harder: Child to close her/his eyes. Remove a card. Open eyes. Which one is missing and from where?

For example:

