


Online learning 18.01.2021

Monday 18.01.2021

Literacy

Today we are going to look at a new story. This story is called 'Not a box' by Antoinette Portis. It teaches us to use our imagination and see things for their potential. Listen to this story and complete the task. What do you think of the story so far?



Numeracy

There are two videos for you to watch today. One song on YouTube and one that is our lesson. Please try and watch both.

YouTube song- <https://www.youtube.com/watch?v=beTDz9HSNOM>

Lesson:

Today we are going to use these shapes and make them into something else.

Here is an example:

It is not a triangle, it is an owl.



This week in our maths lessons we are going to learn all about our numbers to 10 and 2D shapes. Today's lesson focus on subitising and the properties of 2D shapes. Remember that to subitise means you know the number without needing to count. Watch the lesson and tell me what you have discovered. The task is explained in the video attached.

Phonics

Today we are going to learn all about the 'z' sound. Listen to the lesson video and complete the tasks. Looking forward to seeing your work.

DT

Today you are going to have a go at being Robin Hood, the hero of Nottingham! You will have the opportunity to make your own bow and arrow. Follow these simple instructions and show us your creations!

DT- Making a bow and arrow


1) **Out of a coat hanger**

What you need:

- 1 coat hanger
- 1 large rubber band
- 1 straight stick



Stretch the rubber band across the coat hanger's hooks.



Place the stick onto the rubber band, pull back,

aim and release.

2) Out of ear buds and lolly sticks

What you need:



- 1 lolly stick
- 1 rubber band or dental floss
- Q typs/ ear buds -one end chopped off



Parents to cut small incisions into the ends of the lolly stick.

Children to tie rubber band around the stick. Place the ear bud's end onto the rubber,

pull back and release.




R.E.

Today we are going to learn about the Jewish Creation story. This is a story of how Jewish people believe that the world was created. Read the story attached. What do you think about this story? Is it the same or different to what you believe? Do you think this could be true? Why/why not? Talk to your adult about what you think!



Tuesday 19.01.2021

Literacy



We are going to continue looking at the story 'Not a box' by Antoinette Portis. Have a listen to the video lesson and complete the following task:

Today's dojo task:

Today we are going to go on a word treasure hunt around your home.

Ask an adult to write these words on some paper and cut them up (just like you would do for the jumbled sentence task)

Ask them to hide these words around the house. Can you find all the words and put the sentence back together?

As always, please send in photographs/videos of your work!

Numeracy



Today's task:

We are going to continue with our 'not a shape lesson'.

Can you use your shapes to make a picture? Try to use as many 2D shapes as you can. As you draw the shapes you will need to count the sides and corners. Have you drawn them correctly?

Watch the attached video and let us know how you get on!

This is the link for the Numberblocks video:

<https://www.youtube.com/watch?v=8Mvb4bZaeTw>

Phonics

Today we are going to learn all about the 'zz' sound. Listen to the lesson video and complete the tasks. Looking forward to seeing your work.

Science

Today we are going to learn all about the names of our body parts.

Here are some songs to help us learn the different names:

<https://www.youtube.com/watch?v=BwHMMZQGFoM>

<https://www.youtube.com/watch?v=QkHQ0CYwjaI>

https://www.youtube.com/watch?v=gS_Mz3ekkck

<https://www.youtube.com/watch?v=ZanHgPprl-0>

Now you know the body parts, why not play some games with your adult?

You could play if your happy and you know it touch your nose? Shoulders? Knees? Etc.

You could also play Simon says touch your tttttttoes, your ffffffffeet. Send us videos of you playing these games!

ICT


On your phone/tablet/computer can you draw a picture? You could complete a picture on an app or on your screen. Even better if you use your mouse!

You could draw your favourite toy and write the name of it! Be as creative as you can and send those pictures in!



Wednesday 20.01.2021

Literacy



We are going to continue looking at the story 'Not a box' by Antoinette Portis. Have a listen to the video lesson and complete the following task:

Today's dojo task:

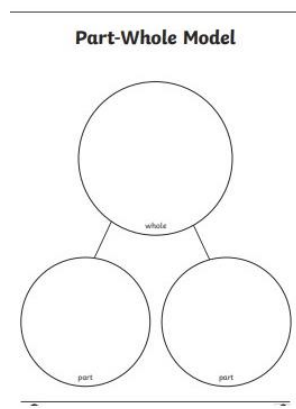
Today, I would like your adult to write down the names of some of the toys you have in your house.

They then need to give you the word on a piece of paper. Your job is then to sound out and read the word. Once you think you know what the word is, you need to go and find that toy.

Did you correctly read the word? Did you find the correct toy?

Send us photographs/videos of you completing this task!

Numeracy



We are going to continue to look at subitising and 2D shapes today. Look at the number bonds starters on the video provided. Can you tell me the part, part whole of each number bond?


Today's dojo task:

We will need help from an adult today. Ask your adult to draw a 2D shape on a piece of paper for you. This could be a square, hexagon, triangle, circle, oval. Take this shape and go on a shape hunt! How many items can you find in your house that are this shape? Count the sides and corners to make sure! Send us a photograph of your collection!

Phonics

Today in your phonics lesson we are going to learn the sound 'ss'. Listen and watch the following lesson. I hope that you enjoy it and I look forward to seeing your work!

P.S.H.E



Have you ever felt lonely? What does it mean to feel lonely? Listen to this story 'The Lonely Giraffe' by Peter Blight. How is the giraffe feeling? Why do you think he feels this way? Why do you think the other animals treat him in this way? Talk about this story with your adult. Send us a video of what you think!

<https://youtu.be/ztPMd4kdjf0>

Spanish

Spanish- body parts

Sing along and do the actions to Head Shoulders Knees and Toes in Spanish

Cabeza, hombros, rodillas, pies, rodillas, pies

Cabeza, hombros, rodillas, pies, rodillas, pies

Ojo, orejas, boca, nariz

Cabeza, hombros, rodillas, pies, rodillas, pies



Listen and watch here: <https://www.youtube.com/watch?v=AlYpkipAB8k8>

Or search on Youtube: Super Simple Espanol

Art Wednesday 20.01.21

Task 1 - cylinder shaped models. This week



Hi guys! I hope you are enjoying this week's book 'it is not a box' by Antoinette Portis. I have some amazing activities for you to try, I am super excited to see pictures of your cylinder shaped models! Remember to use your incredible imaginations!

Can you build a rocket like Miss Gordon and join me on my trip to space?



Can you make a train and join me on a super adventure?

Idea 1 – rocket

Things you will need –

Bottle

Paper

Scissors

Glue or sellotape

Crayons – optional

Idea 2 – Train

Egg box

Toilet roll

Cotton wool

Paint/crayons - optional

task 2 – box models



Hey guys! I hope you are still enjoying our book 'Not a box' by Antoinette Portis. This week we are going to focus on box models. I have some amazing ideas for you to try.

I made a magical kingdom for my kings and queens. I made a king's house and a queen's house using milk cartons!

I also made myself some awesome new slippers using tissue boxes! Amazing right? You can design them however you want, let your imagination go wild!

I made Metal Mike some friends too! Can you make some friends for metal mike?

Idea 1 – magical kingdom

Any type of carton, e.g. Milk or juice

Paint or crayons

Anything from your garden e.g. grass , pebbles , leaves.

Idea 2 – slippers

Tissue box

Paper

Crayons/paint – optional

Glue or sellotape

Scissors

Idea 3 – metal mikes friend

Any type of box e.g. cereal box

Lids – optional

Paper

Buttons or googly eyes

Thursday 21.01.2021

Literacy



We are going to continue looking at the story 'Not a box' by Antoinette Portis. Have a listen to the video lesson and complete the following task:

Today's task is:

Word level work- Matching game

You will need an adult to help you again. Ask your adult to cut up the letters in a word. This word will be one of your toys. Your adult will hide these letters around the house. You need to find the correct letters and sound out the word. Your adult could add extra letters to try and trick you! :)

For example; Your adult could hide the letters d o l l for doll and you would need to sound out those letters and correctly match it to the doll.

As always, please send in a photo or video of you completing this task.

Numeracy

Maths: Naming 2D shapes

Home Learning Challenge

Play 'Guess the Shape' with a friend or family member. Describe a shape, remembering to say how many sides and corners it has and to be specific, e.g. "It has 4 sides. It has 4 corners. It has 4 equal sides." See who can guess the most shapes correctly.

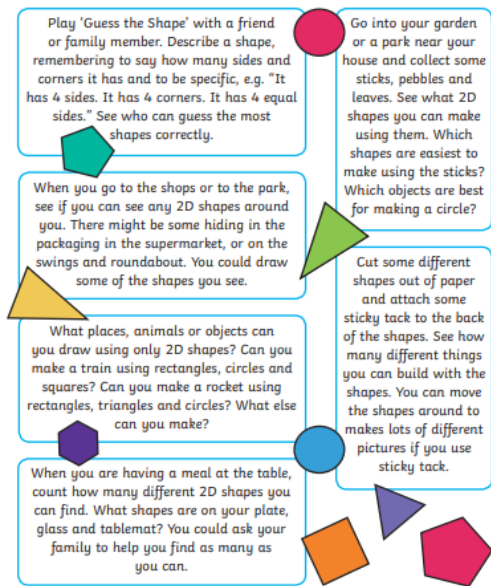
Go into your garden or a park near your house and collect some sticks, pebbles and leaves. See what 2D shapes you can make using them. Which shapes are easiest to make using the sticks? Which objects are best for making a circle?

When you go to the shops or to the park, see if you can see any 2D shapes around you. There might be some hiding in the packaging in the supermarket, or on the swings and roundabout. You could draw some of the shapes you see.

Cut some different shapes out of paper and attach some sticky tack to the back of the shapes. See how many different things you can build with the shapes. You can move the shapes around to make lots of different pictures if you use sticky tack.

What places, animals or objects can you draw using only 2D shapes? Can you make a train using rectangles, circles and squares? Can you make a rocket using rectangles, triangles and circles? What else can you make?

When you are having a meal at the table, count how many different 2D shapes you can find. What shapes are on your plate, glass and tablemat? You could ask your family to help you find as many as you can.



Today we are going to continue to look at our numbers to 5 and the different ways we can make this. After this quick fire round you have a selection of tasks to complete and choose from. Please send us in your completed work.

Phonics

Today in your phonics lesson we are going to use all the sounds you have learnt this week. You will have the chance to read these words and find more words that include these sounds. Can you recognise these sounds? Can you hear them in the words?

History- Old and New toys

Read or listen to 'The Old Toy Room'

www.youtube.com/watch?v=OhA68oJKDmI

Talk to your child about what toys you had, when you were a child.

Make cards: metal wood fabric paper plastic

Which material were most of your toys made of?

Go around the house and collect toys. Sort them into these categories.



When you mum/dad was a child (or grandma/grandpa) what were toys made of? (Teaching point: most new toys are made of plastic today. In the past, most were made of wood, fabric or metal.)




Send us on Dojo:

How you sorted your toys out.

When your grandparents were children, did they have the same type of toys as you do today?

Friday 22.02.2021

Literacy



We are going to continue looking at the story 'Not a box' by Antoinette Portis. Have a listen to the video lesson and complete the following task:

Today's task:

What would you do if you had a box? What could you turn your box into? It can be anything in the world. What would you choose and why?

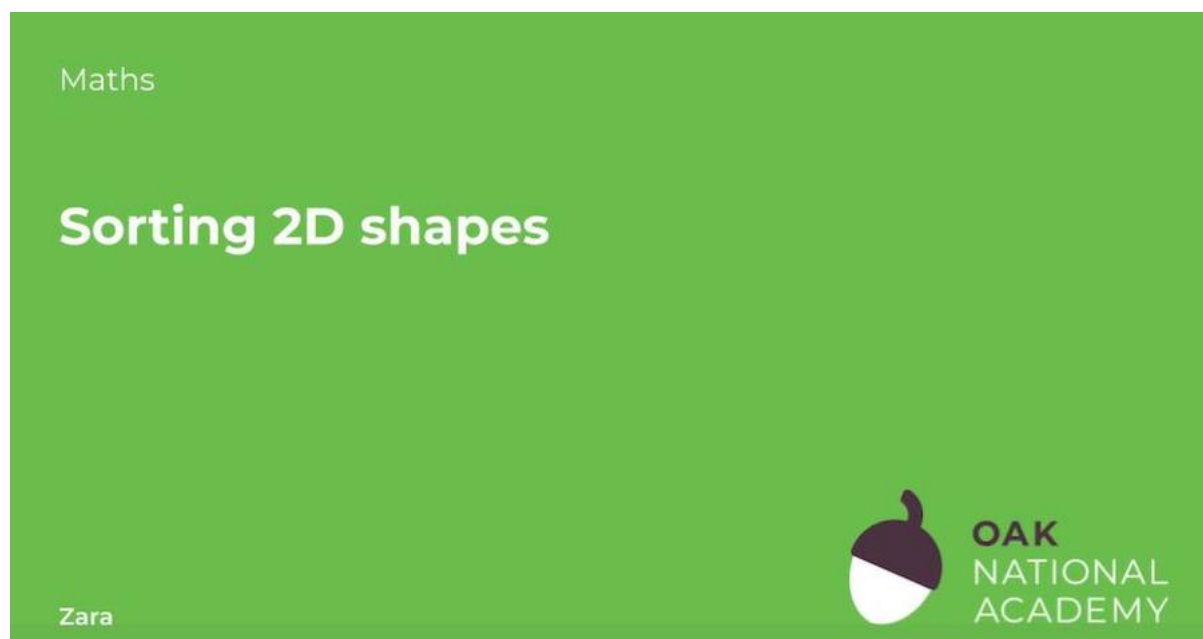
I would like you to send me a video in either;

1. To talk about the box model you made in your art activity on Wednesday. What did you make? How did you come up with the idea? How did you make it? Send me a video talking about this!

OR

2. If you could have made a box model, what would you have made? How would you have made it? Please send a video talking about and sharing your ideas.

Numeracy



Today we are going to recap on our learning from the week. Zara, another teacher, has heard that you have been working really hard. She wants to see how much you know about 2D shapes and their properties. Watch this lesson, join in and tell us how you found it!

<https://classroom.thenational.academy/lessons/sorting-2d-shapes-cdh3et?activity=video&step=1>

Phonics

Today in your phonics lesson we are going to use all the sounds you have learnt this week. You will have the chance to write these words and find more words that include these sounds. Sound the words out as you write them. Great work!

P.E.

F2 PE Thursday 21st January 2021

Catch a ball

Can you throw the ball up in the air and catch it?
Can you drop the ball and catch it on the bounce?

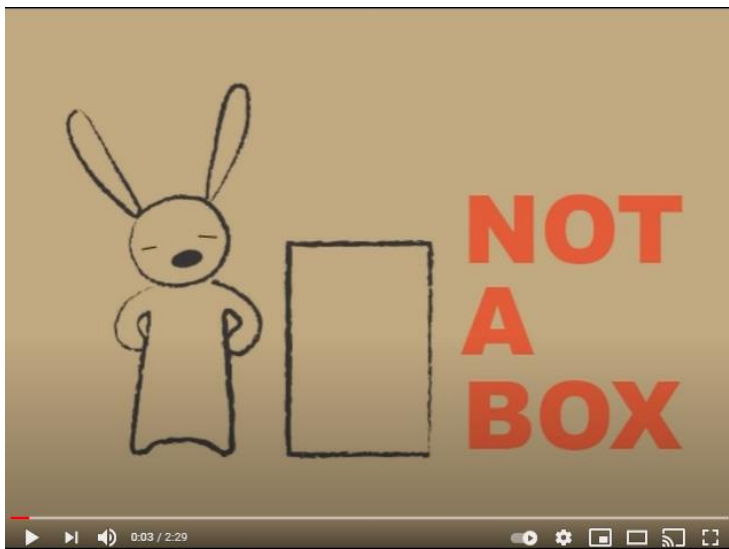
Allow children to experiment with different ways of catching. Emphasise the need for space and being safe.



Equipment needed:

A ball

Storytime



Today's Storytime is a video of 'Not a Box' by Antoinette Portis. Listen to the whole story. Do you like it? Why/why not? What is your favourite part?

Talk to your adult about the story!

<https://www.youtube.com/watch?v=Nif94VQ4Xsc>